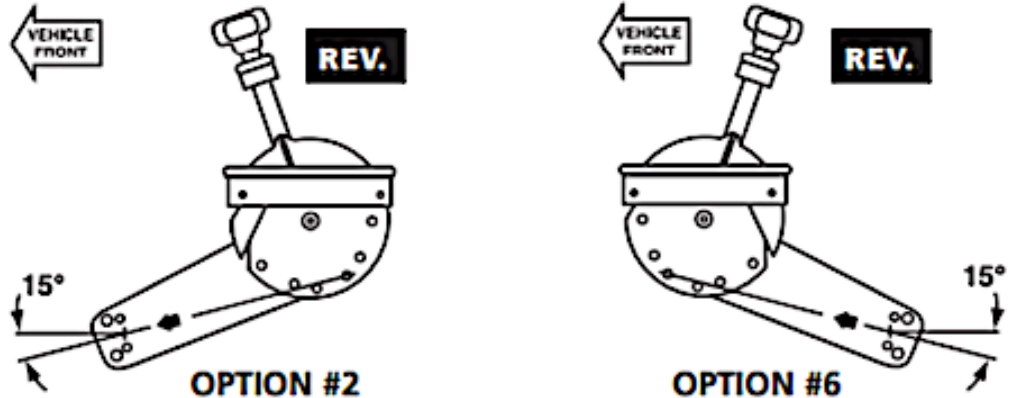
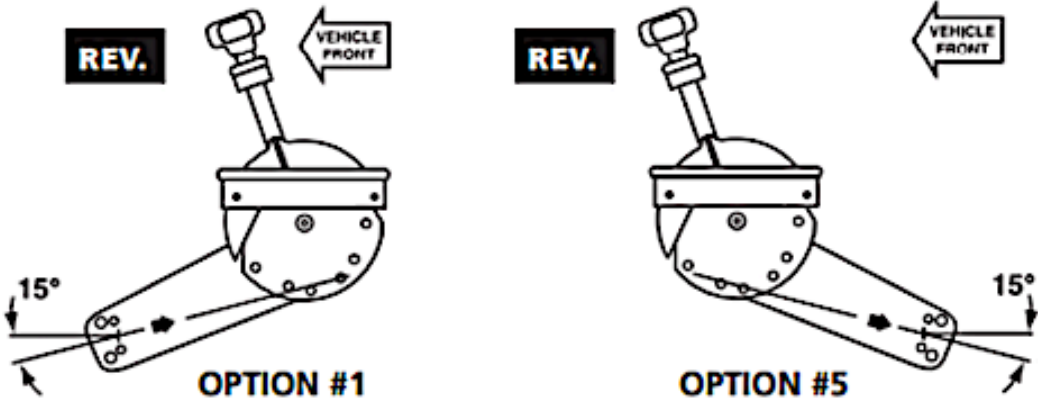


# CABLE HANGER BRACKET POSITION OPTIONS

# CHART 2

## REVERSE TO FRONT - USE WITH CONTROL MOUNT OPTIONS 1 & 2

## REVERSE TO REAR - USE WITH CONTROL MOUNT OPTIONS 3 & 4

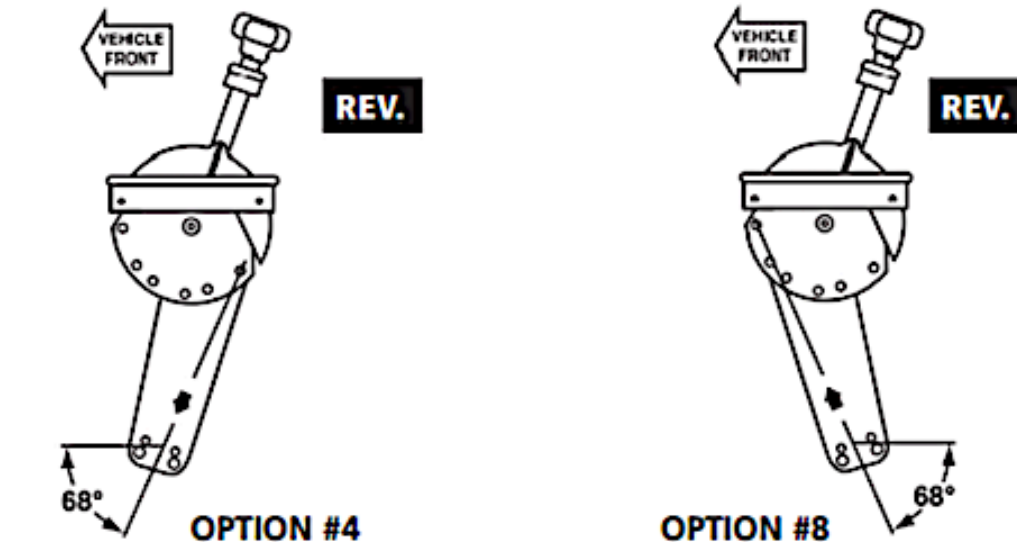
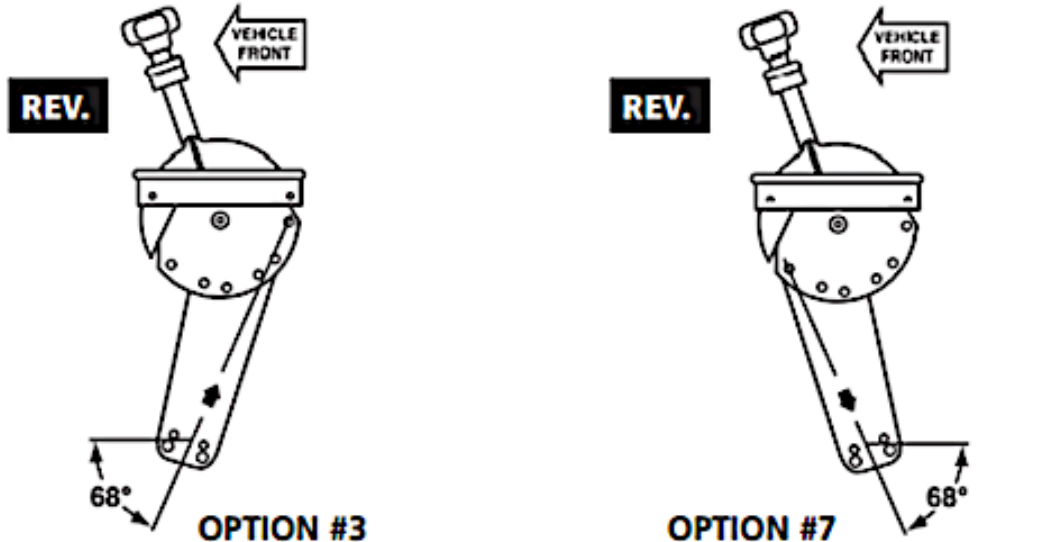


**OPTION #1**  
Cable *PULLS* Transmission  
Arm into *REVERSE*

**OPTION #5**  
Cable *PUSHES* Transmission  
Arm into *REVERSE*

**OPTION #2**  
Cable *PUSHES* Transmission  
Arm into *REVERSE*

**OPTION #6**  
Cable *PULLS* Transmission  
Arm into *REVERSE*



**OPTION #3**  
Cable *PULLS* Transmission  
Arm into *REVERSE*

**OPTION #7**  
Cable *PUSHES* Transmission  
Arm into *REVERSE*

**OPTION #4**  
Cable *PUSHES* Transmission  
Arm into *REVERSE*

**OPTION #8**  
Cable *PULLS* Transmission  
Arm into *REVERSE*